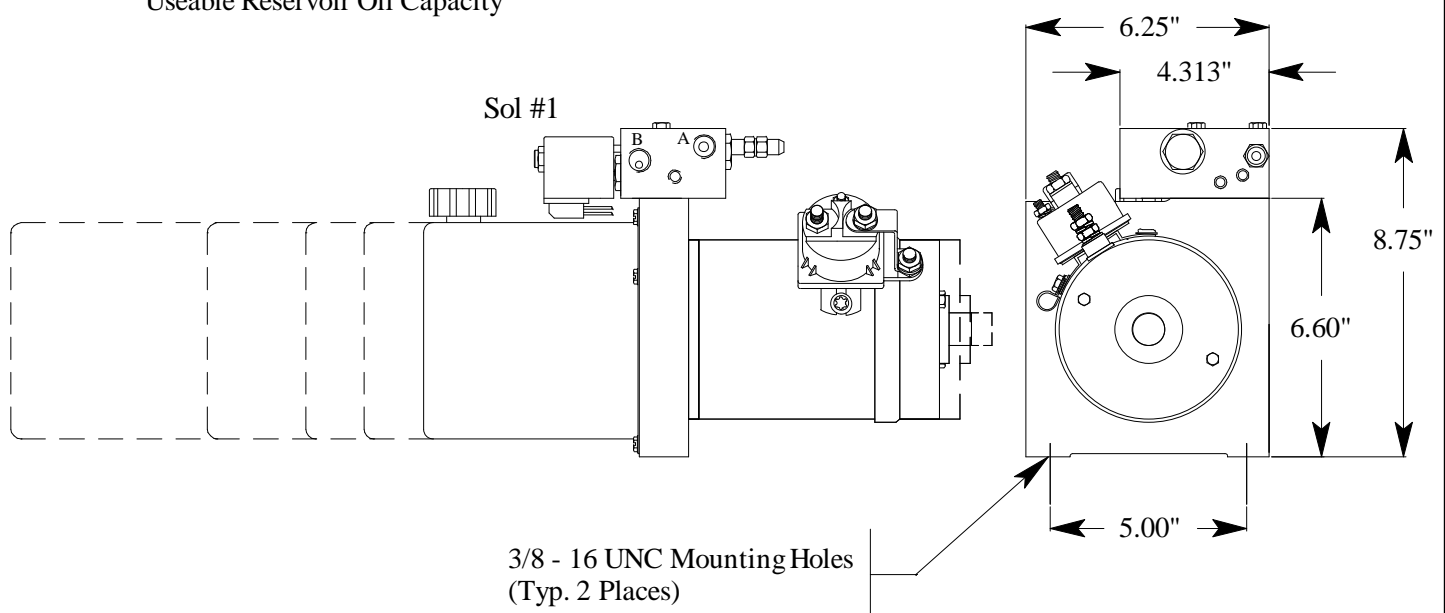
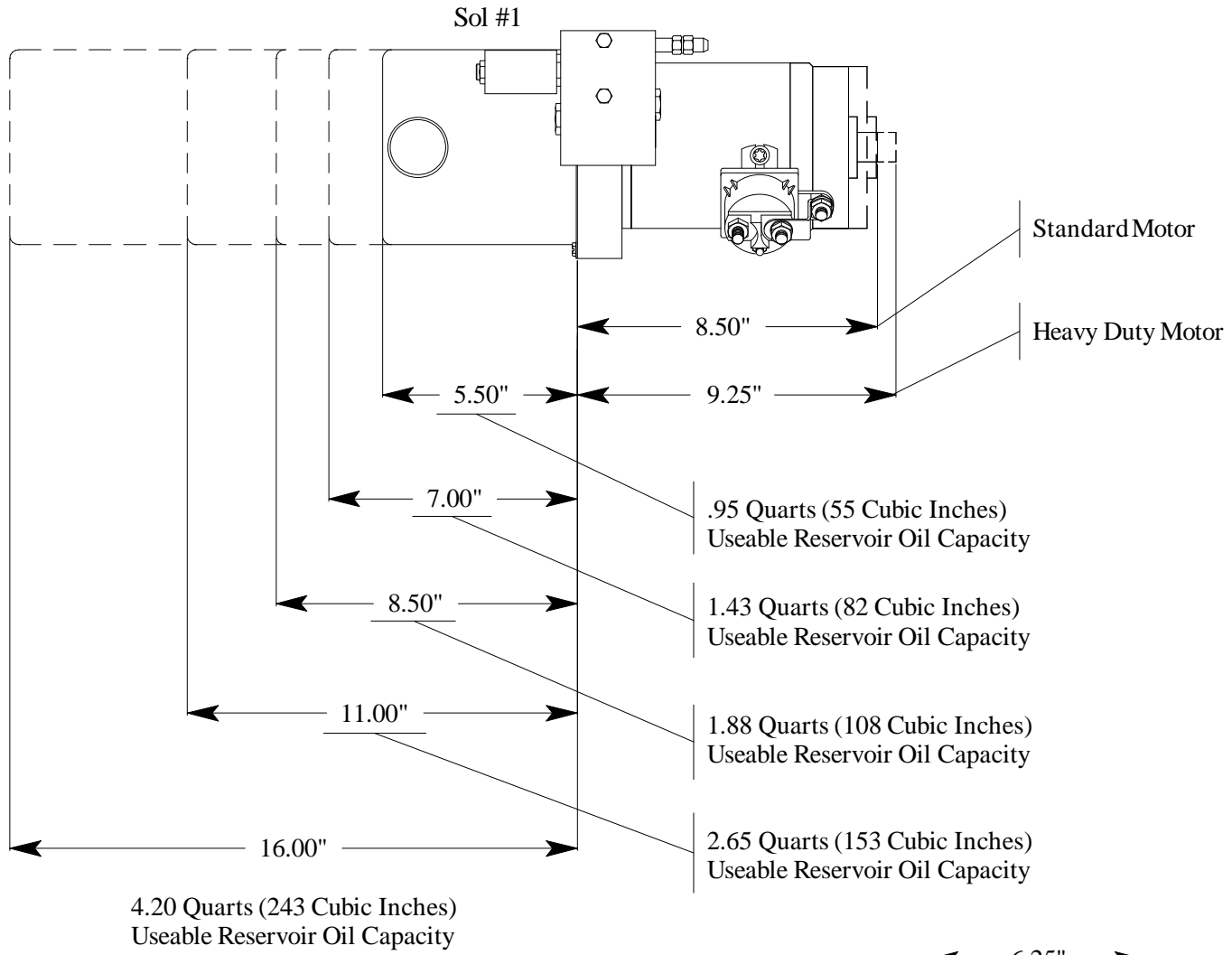
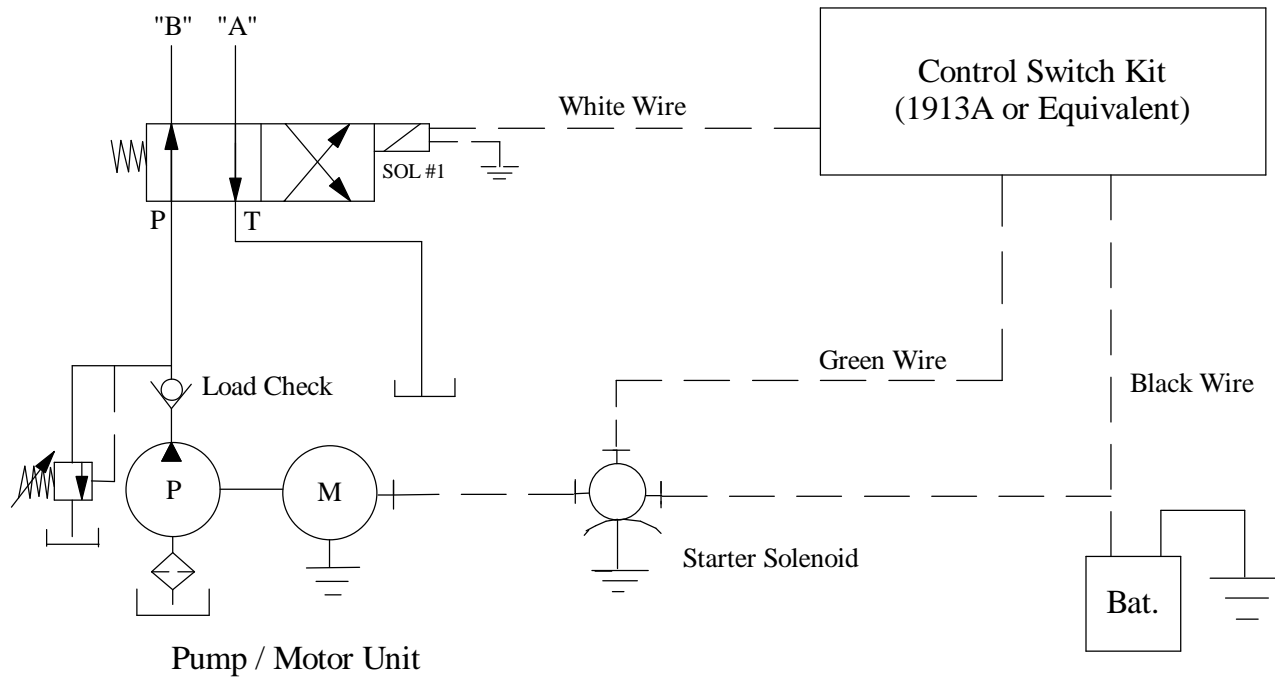


#10 Double Acting Solenoid Valves, 4-Way / 2-Position, No Check, 3/8" NPT Ports – DC Unit Layout



Description :
12 Volt DC Piston/Gear Pump Unit with One 4-Way, 2 Position Solenoid Valve Block.

#10 Double Acting Solenoid Valves, 4-Way / 2-Position, No Check, 3/8" NPT Ports – Schematic



System Function

Energizing Power unit only, oil is directed to Port "B" and oil from Port "A" is directed back to tank ("T" port).

Energizing Power unit and SOL #1, oil is directed to Port "A" and oil from Port "B" is directed back to tank ("T" port).

Valve Characteristics

1. Uses a 4-way, 2-Position spool type cartridge valve, solenoid operated.
2. Aluminum manifold block machined for one 4-way, 2-position cartridge valve with two 3/8" NPT ports.

Limitations

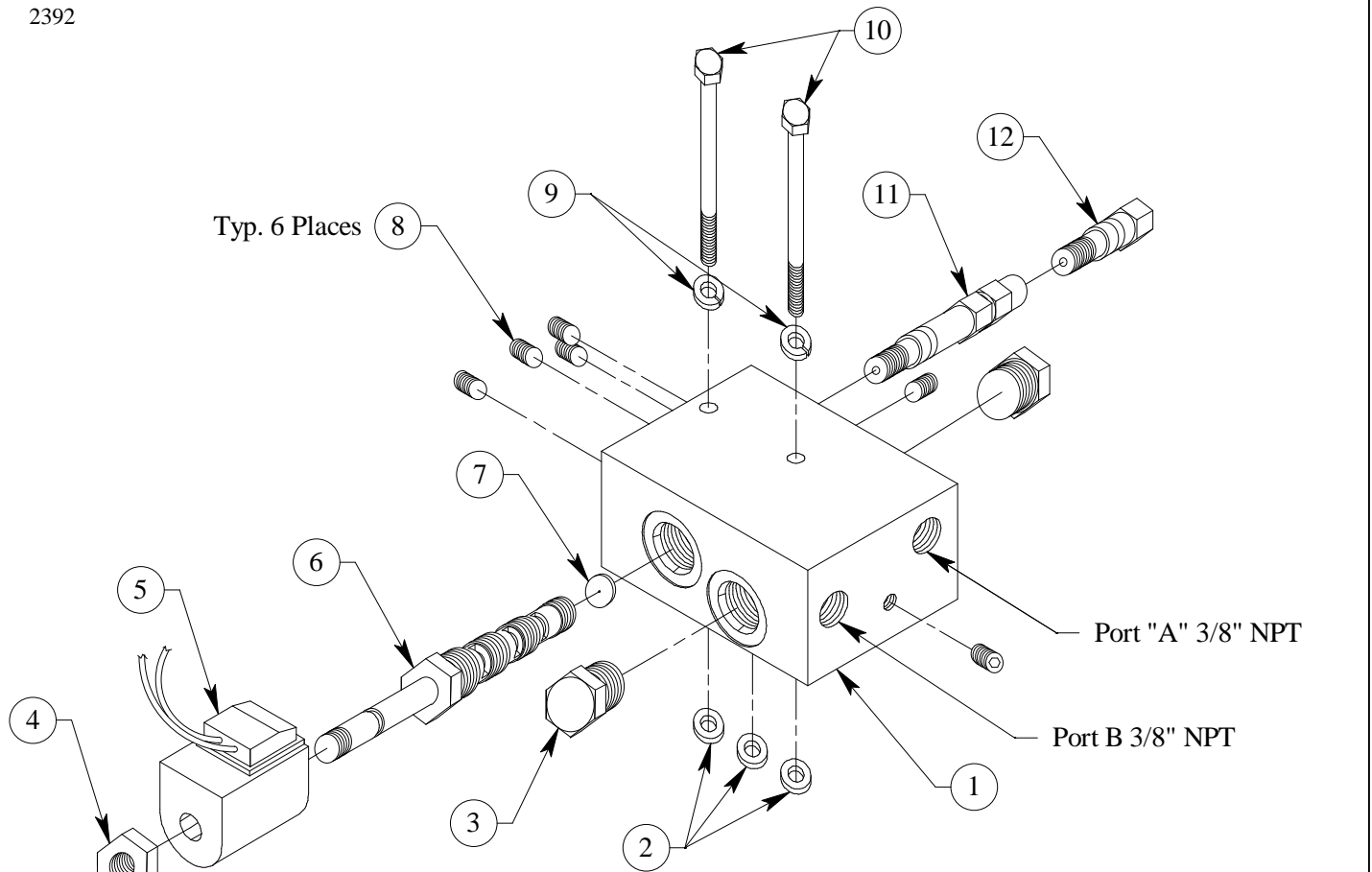
1. When lifting and/or holding a load, Use Port "B" Only.
2. When a load is to be held "positively", use valve #11, #12, or #16.
3. Valve is not recommended for use on applications where a cylinder is to be lowered with a load on it (over-riding load). Valve #16 is recommended for applications with over-riding loads.
4. This valve is not stackable.
5. Horizontal Mounting.

Application

1. Power up / Power Down
2. Power extend / Power retract

#10 Double Acting Solenoid Valves, 4-Way / 2-Position, No Check, 3/8" NPT Ports – Assembly

2392



Note: Torque Valve Bolts to 108 in./lbs.

Drawing No.	Part No.	Quantity Req'd	Part Description
1	2497	1	Block, Solenoid Valve
2	1606	3	O - Ring, #2 - 010 Valve Seal
3	1969	2	Plug, #8 ORB 3/4-16
4		1	Cartridge Valve Nut
5	2705	1	12 Volt Coil
5B	2706	1	24 Volt Coil
5C	2707	1	110 Volt Coil
5D	2708	1	220 Volt Coil
6	2704	1	Cartridge Only, 4-Way, 2-Pos.
7	2046	1	Orifice Disk, .050 Dia. (Optional) 3 Piston Units Only
8	1579	6	Plug, 1/16" NPT W / Sealant
9	1290	2	Washer, Lock (1/4" I.D.)
10	1937	2	Cap Screw, 1/4" - 20 UNC x 2.5" Long, Grade 8
11	1575	1	Relief Assembly (Optional)
12	1641	1	Plug, Relief Valve (Optional)