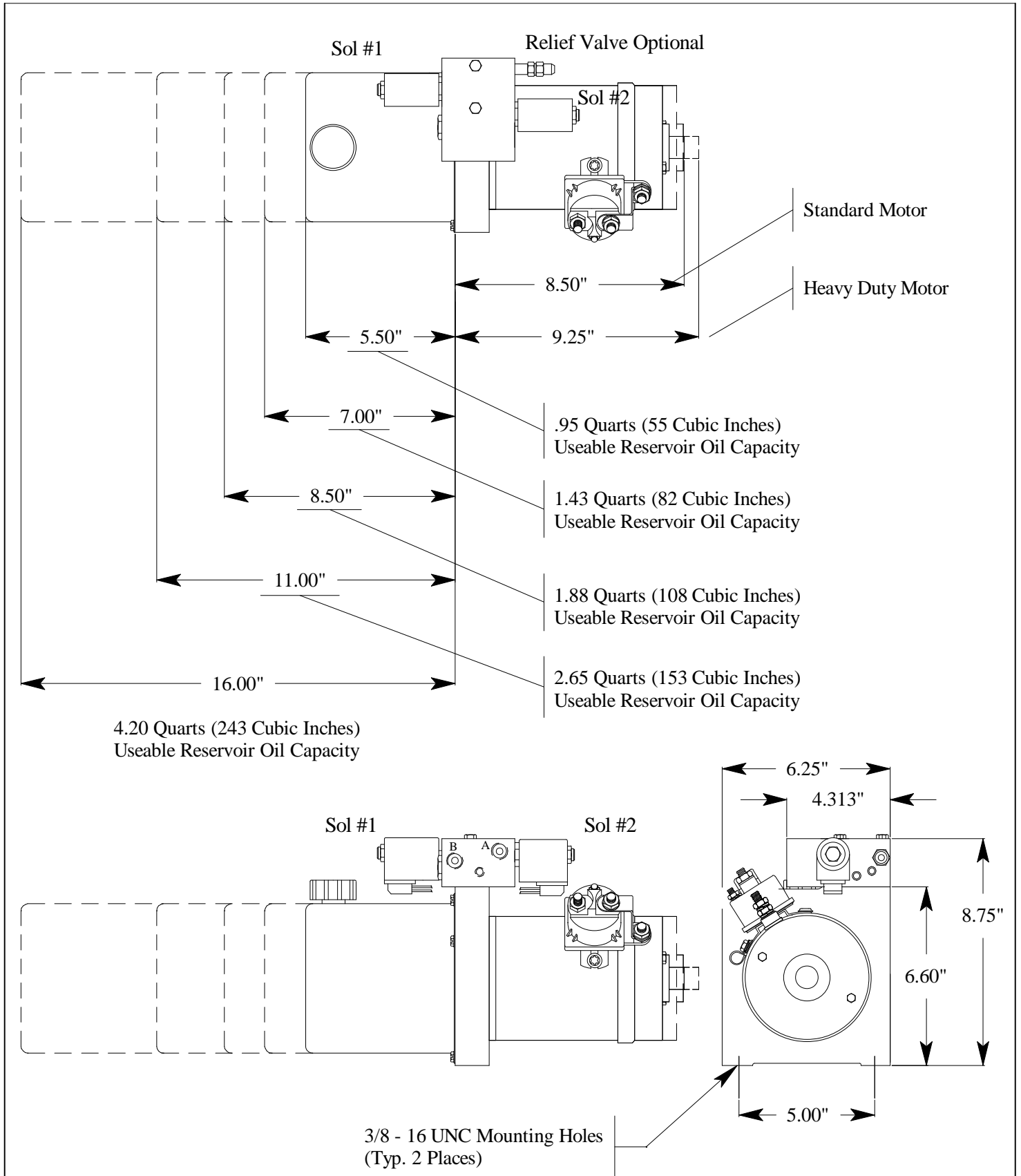


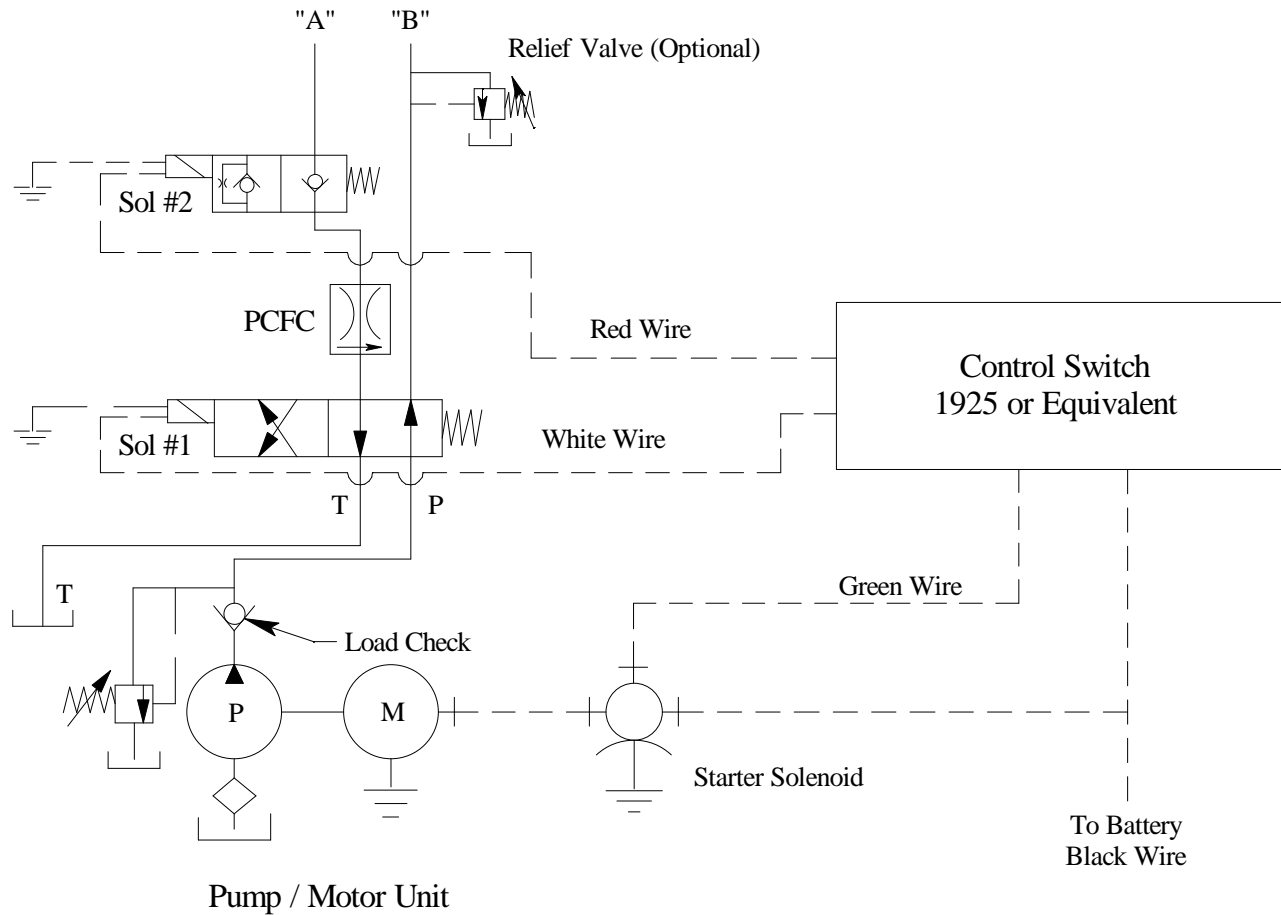
#25 Double Acting Solenoid Valve, 4-Way / 2-Position, 1 Check, Pressure Compensated, Flow Control, 3/8" NPT Ports, "High Pressure Cartridge" – DC Unit Layout



Description :

12 Volt DC Piston/Gear Pump Unit with one 4-Way, 2-Position Solenoid Valve and one Solenoid Operated N/C Check Valve. Pressure compensated flow control on lowering port.

#25 Double Acting Solenoid Valve, 4-Way / 2-Position, 1 Check, Pressure Compensated, Flow Control, 3/8" NPT Ports, "High Pressure Cartridge" – Schematic



System Function

Energizing Power unit and Sol # 1, oil is directed to Port "A" and oil from Port "B" is directed back to tank ("T" Port).

Energizing Power unit and Sol # 2, oil is directed to Port "B" and oil from Port "A" is directed back to tank ("T" Port).

Application

1. Power up / Power Down
2. Power extend / Power retract

Valve Characteristics

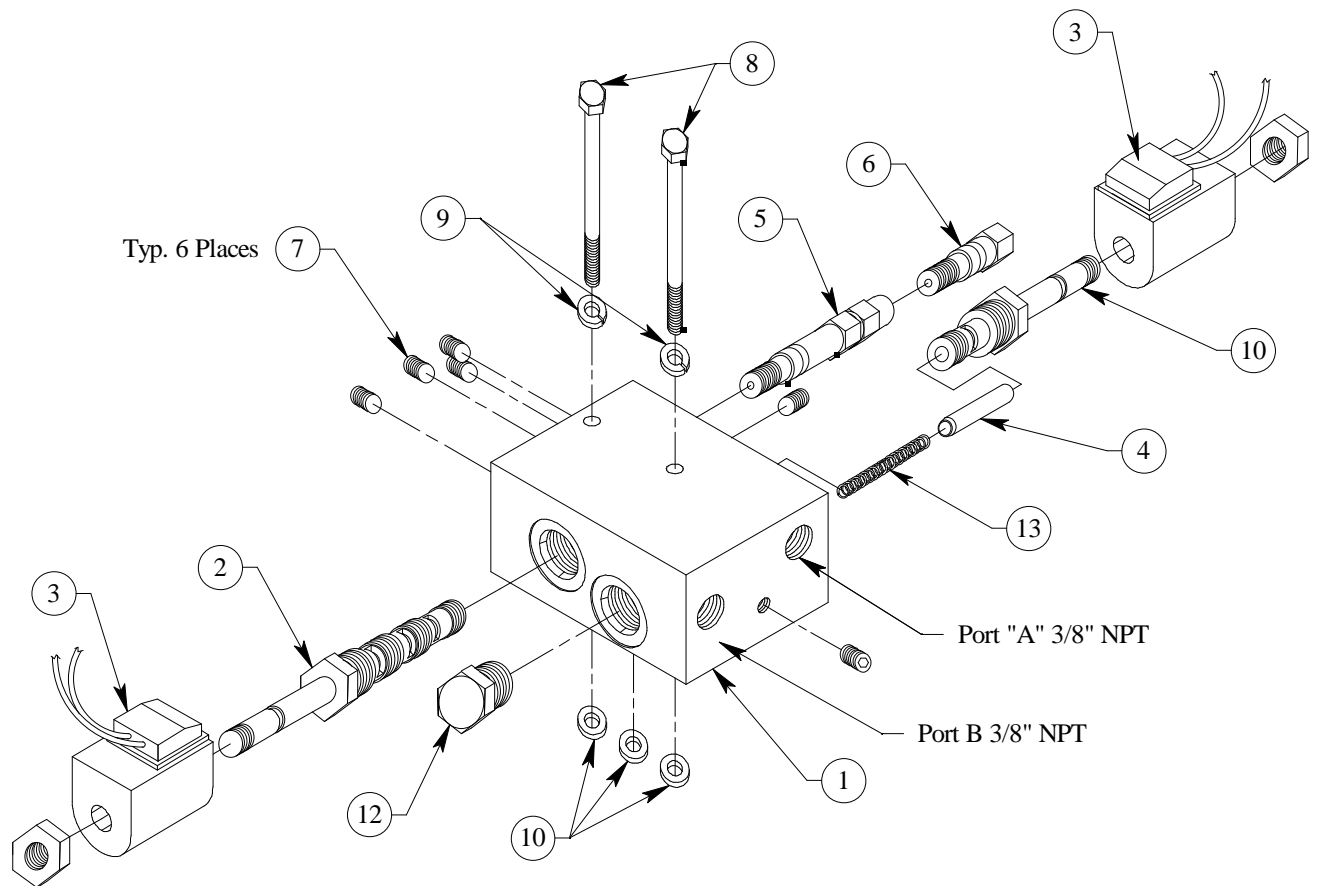
1. Uses one 4-way, 2-position spool type cartridge valve and one 2-way NC P.O. poppet type check valve, solenoid operated.
2. Aluminum manifold block machined for one 4-way, 2-position cartridge valve, two 2-way check valves (plugging one cavity in this application) and with two 3/8" NPT Ports.
3. Pressure compensated flow control.

Limitations

1. When lifting and/or holding a load, use port "A".
2. If valve is used in an application in which a cylinder is to be lowered with a load on it (overriding load), it should be noted that pressure surges can occur in the load holding hose.
3. This valve is stackable from the factory up to three valves.
4. Horizontal Mounting.

#25 Double Acting Solenoid Valve, 4-Way / 2-Position, 1 Check, Pressure Compensated, Flow Control, 3/8" NPT Ports, "High Pressure Cartridge" – Assembly

2722



Note: Torque Valve Bolts to 108 in./lbs.

Drawing No.	Part No.	Quantity Req'd	Part Description
1	2497	1	Block, Solenoid Valve
2	2683	1	Cartridge Only, 4-Way, 2-Position, Valve
3	2684	2	12 Volt Coil (Hydac)
4	2498	1	Flow Control, Pressure Compensated
5	1575	1	Relief Valve, Port (Optional)
6	1641	1	Plug, Relief Valve (Optional)
7	1579	6	Plug, 1/16" NPT w/Sealant
8	1937	2	Cap Screw, 1/4" - 20 UNC x 2.5" Long, Grade 8
9	1290	2	Washer, Lock (1/4" I.D.)
10	1606	3	O - Ring, #2 - 010 Valve Seal
11	2682	1	Cartridge Only, 2-Way, 2-Position, N/C Check Valve
12	1969	1	Plug, #8 ORB 3/4" - 16
13	2500	1	Spring, Flow Control